

Scaled data based on original data using
LM-79-08 Approved Method: Electrical and Photometric Measurements of Solid-
State Lighting Products

Test Report Prepared for
Cooper Lighting Solutions
(formerly Eaton)

Brand: McGRAW-EDISON

Report Number: P268992

Luminaire Tested: **GLEON-AF-01-LED-E1-SL2-7027-HSS**

Issue Date: 3/3/2020

Test Information

Test Method: LM-79-08
Report Number: P268992
TEST IS SCALED FROM IESNA LM-79-08 TEST DATA (P24287)
Test Lab: INNOVATION CENTER P2
Issue Date: 3/3/2020
Manufacturer: COOPER LIGHTING SOLUTIONS (FORMERLY EATON)
Product Line: MCGRAW-EDISON
Catalog Number: GLEON-AF-01-LED-E1-SL2-7027-HSS
Description: GALLEON AREA AND ROADWAY LUMINAIRE
(1) 70 CRI, 2700K, 1050mA LIGHTSQUARE WITH 16 LEDS EACH AND TYPE II SPILL
LIGHT ELIMINATOR OPTICS WITH HOUSE SIDE SHIELD
Light Source: -
Ballast/Driver: ELECTRONIC DRIVER

Summary

Lumens per Lamp: N/A
Luminaire Lumens: 4484.4 lumens
Efficiency: N/A
Efficacy: 76.0 lumens/watt
Luminous Opening: Rectangular (W 0.5' x L: 0.5' x H: 0')
IES Classification: Type II - Short - Semi-Cutoff
BUG Rating: B1 - U0 - G1

Input Watts (W): 59
Input Voltage (V): NR
Input Current (Ain): NR
Voltage Rise (V): NR
Power Factor: NR
Total Harmonic Distortion (THDi): NR
Frequency (hertz): 60
Stabilization Time: NR
Operation Time: NR
Ambient Temperature (°C): NR
Test Distance: 25 FT

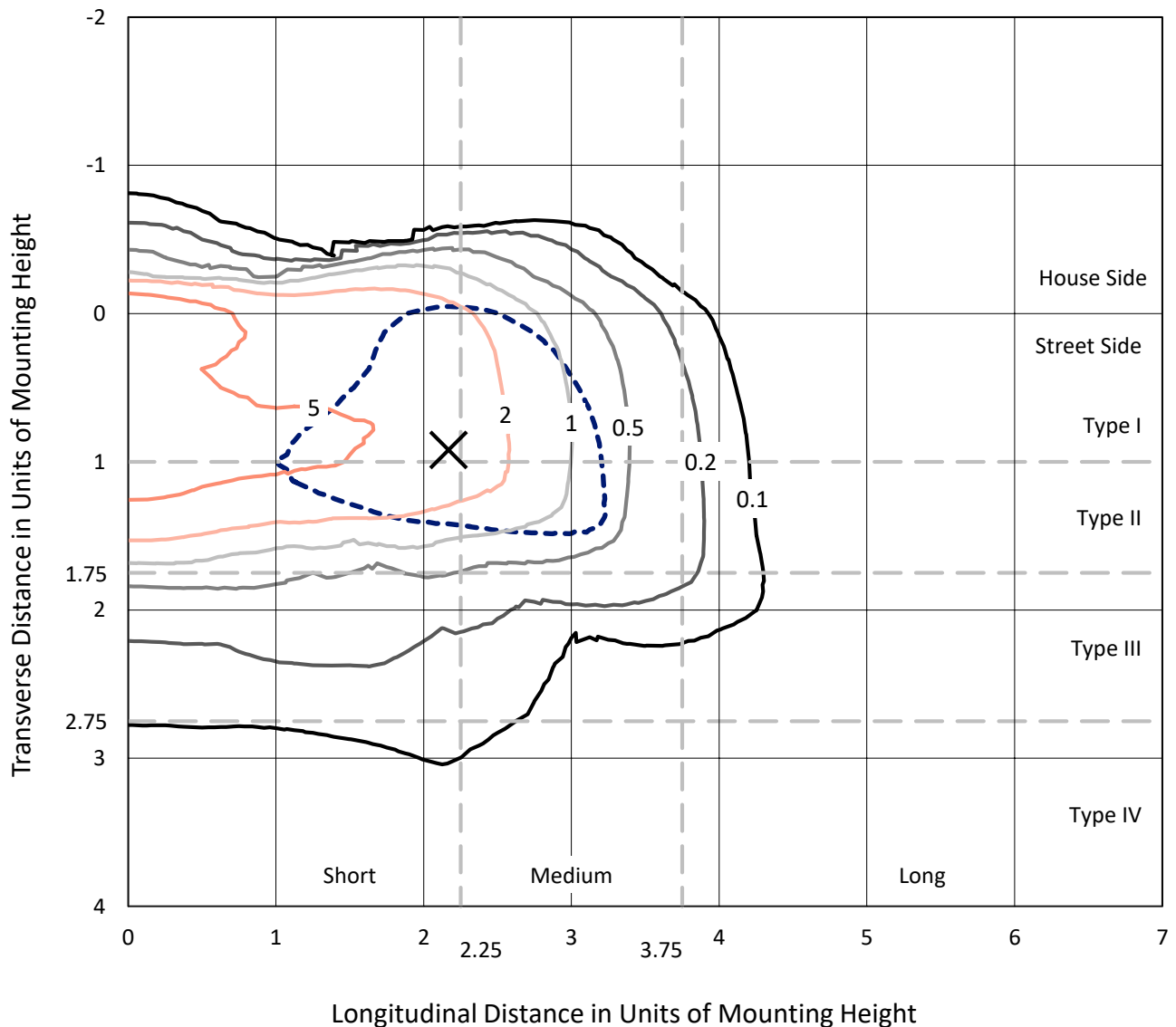


REPORT NUMBER: P268992

CATALOG NUMBER: GLEON-AF-01-LED-E1-SL2-7027-HSS

Iso-Footcandle Lines of Horizontal Illumination

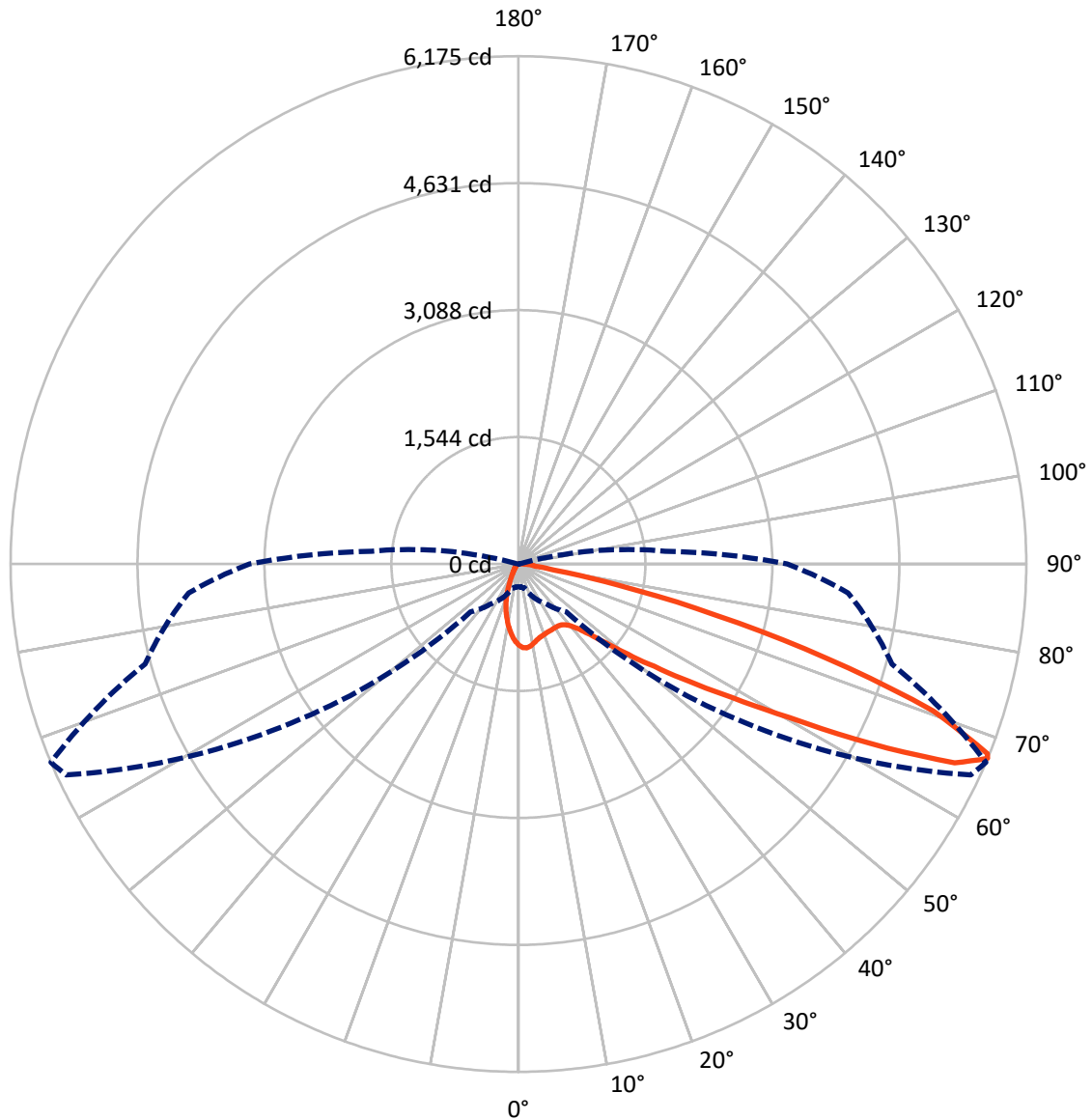
× Max cd
 - - - 1/2 Max cd



Based on 10 foot mounting height. Maximum calculated value = 9.9 fc
 Type II - Short - Semi-Cutoff

REPORT NUMBER: P268992
CATALOG NUMBER: GLEON-AF-01-LED-E1-SL2-7027-HSS

Luminous Intensity Polar Plot



— Vertical Plane Through 67-Deg Lateral - - - Horizontal Cone Through 67-Deg Vertical

REPORT NUMBER: P268992

CATALOG NUMBER: GLEON-AF-01-LED-E1-SL2-7027-HSS

FLUX DISTRIBUTION:

		Downward	Upward	Total
House Side	Lumens	465.6	0.0	465.6
	% Fixture	10.4	0.0	10.4
Street Side	Lumens	4018.8	0.0	4018.8
	% Fixture	89.6	0.0	89.6
Total	Lumens	4484.4	0.0	4484.4
	% Fixture	100.0	0.0	100.0

Coefficient of Utilization

ZONAL LUMENS:

Zone	Lumens	% Fixture
0°-10°	80.5	1.8
10°-20°	171.3	3.8
20°-30°	249.0	5.6
30°-40°	388.5	8.7
40°-50°	688.2	15.3
50°-60°	1089.0	24.3
60°-70°	1247.3	27.8
70°-80°	517.3	11.5
80°-90°	53.4	1.2
90°-100°	0.0	0.0
100°-110°	0.0	0.0
110°-120°	0.0	0.0
120°-130°	0.0	0.0
130°-140°	0.0	0.0
140°-150°	0.0	0.0
150°-160°	0.0	0.0
160°-170°	0.0	0.0
170°-180°	0.0	0.0
0°-90°	4484.4	100.0
0°-180°	4484.4	100.0



REPORT NUMBER: P268992

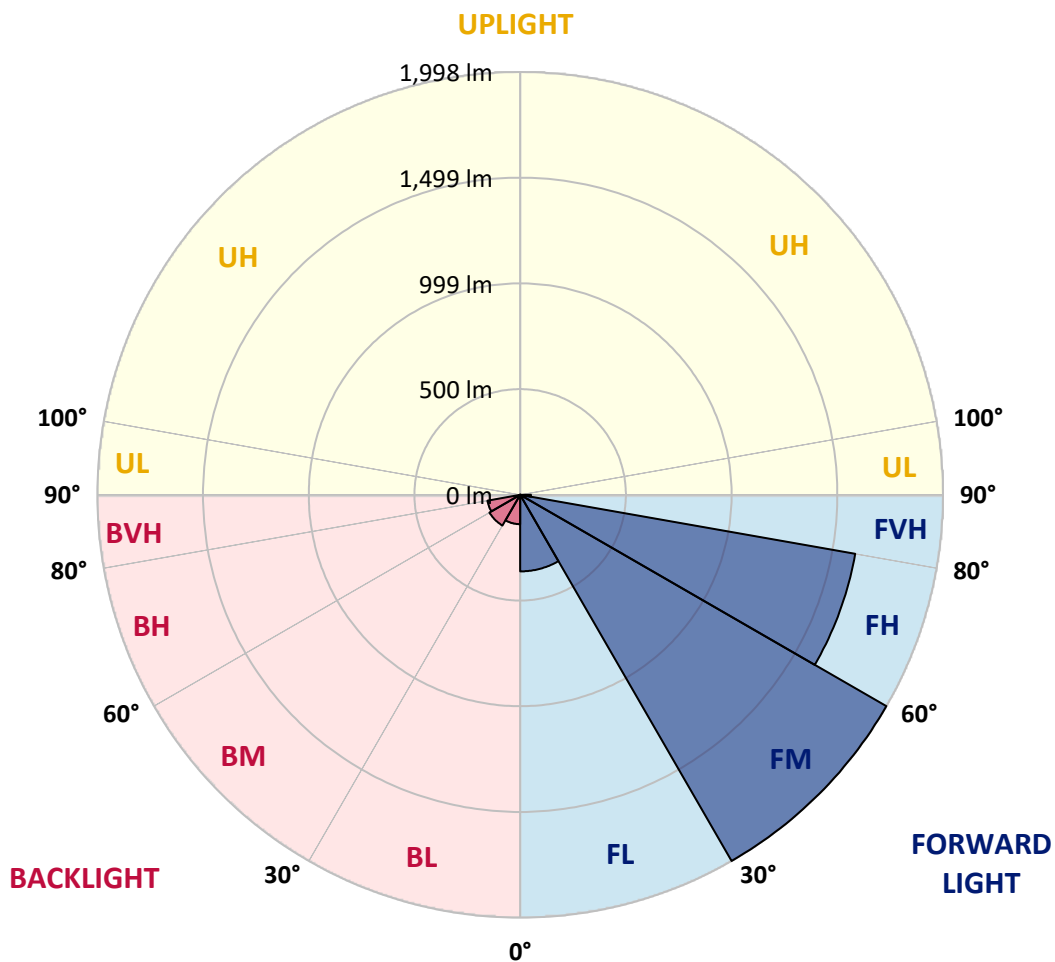
CATALOG NUMBER: GLEON-AF-01-LED-E1-SL2-7027-HSS

LUMINAIRE CLASSIFICATION SYSTEM LUMEN TABLE AND BUG RATING:

Zone	Lumens	% Fixture	Zone Rating/Lumen Limit		
			B	U	G
FL (0°-30°)	361.8	8.1			
FM (30°-60°)	1998.3	44.6			
FH (60°-80°)	1607.7	35.9			G1/1800
FVH (80°-90°)	51.0	1.1			G1/100
BL (0°-30°)	138.9	3.1	B1/500		
BM (30°-60°)	167.3	3.7	B0/220		
BH (60°-80°)	156.9	3.5	B1/500		G1/500
BVH (80°-90°)	2.4	0.1			G0/10
UL (90°-100°)	0.0	0.0		U0/0	
UH (100°-180°)	0.0	0.0		U0/0	

BUG Rating: B1-U0-G1

Type II Short





REPORT NUMBER: P268992

CATALOG NUMBER: GLEON-AF-01-LED-E1-SL2-7027-HSS

CANDELA DISTRIBUTION (FULL):

	0°	5°	15°	25°	35°	45°	55°	65°	67°	75°	85°
0°	988.9	988.9	988.9	988.9	988.9	988.9	988.9	988.9	988.9	988.9	988.9
2.5°	1022.5	1024.5	1024.2	1025.9	1029.5	1029.7	1026.1	1019.0	1017.5	1008.3	992.4
5°	943.0	949.0	952.7	967.6	984.3	1004.5	1019.5	1025.1	1024.2	1017.7	993.6
7.5°	852.2	858.2	862.4	879.9	902.2	936.7	976.2	1008.5	1011.5	1018.5	992.6
10°	791.8	792.8	798.6	815.3	838.6	874.0	920.9	977.7	986.3	1012.3	990.0
12.5°	742.1	742.9	750.4	768.5	793.4	828.9	878.4	943.9	957.4	1004.5	989.6
15°	706.7	709.7	716.4	735.3	761.7	796.9	847.7	919.1	935.0	1001.5	994.2
17.5°	695.0	698.2	700.1	713.9	737.9	772.5	824.5	902.9	920.9	1003.0	1003.3
20°	707.2	709.7	704.9	708.4	723.2	754.0	804.8	889.1	910.5	1004.9	1015.2
22.5°	753.0	754.0	741.3	726.4	723.8	740.7	789.4	878.1	901.1	1010.0	1029.0
25°	831.6	829.7	808.7	776.6	746.2	738.3	780.3	871.3	896.4	1015.2	1043.4
27.5°	926.2	928.8	900.0	853.2	795.4	754.0	778.9	868.4	894.4	1018.8	1056.0
30°	1041.2	1045.0	1012.0	953.1	870.2	792.8	791.0	867.9	892.9	1016.4	1056.9
32.5°	1158.8	1163.1	1137.3	1076.6	970.1	857.7	818.1	873.6	895.6	1008.3	1050.9
35°	1281.6	1287.9	1270.7	1218.6	1105.6	951.3	866.1	891.2	907.8	1007.5	1045.0
37.5°	1451.4	1457.2	1424.7	1369.6	1269.7	1076.9	943.0	924.0	936.9	1020.0	1046.5
40°	1704.9	1704.1	1620.5	1535.9	1449.9	1236.3	1050.9	983.7	990.3	1058.1	1065.8
42.5°	1981.1	1979.8	1856.1	1727.6	1649.9	1432.8	1192.9	1086.8	1082.4	1127.8	1116.1
45°	2194.0	2193.8	2092.8	1948.2	1890.8	1658.4	1376.7	1230.0	1223.3	1241.4	1208.7
47.5°	2284.7	2286.4	2235.6	2133.8	2157.9	1963.2	1608.1	1437.7	1427.6	1420.3	1370.6
50°	2214.1	2217.2	2221.5	2201.6	2353.7	2373.1	1918.6	1730.6	1725.6	1692.9	1615.2
52.5°	1983.5	1999.4	2048.6	2111.6	2421.8	2766.6	2405.3	2094.0	2067.4	2032.7	1947.0
55°	1594.8	1612.3	1705.6	1858.7	2320.6	3025.0	3087.6	2562.9	2518.4	2414.6	2291.0
57.5°	1055.4	1082.5	1218.1	1412.8	2026.5	3066.5	3768.1	3213.2	3058.5	2774.1	2635.0
60°	581.5	607.7	754.7	931.0	1463.7	2861.0	4225.8	4060.2	3786.6	3176.1	3052.7
62.5°	358.1	372.2	480.8	644.8	877.9	2258.1	4320.5	5124.7	4807.8	3693.8	3557.3
65°	285.1	291.1	344.2	527.0	629.4	1343.1	4014.7	5935.9	5830.3	4320.5	4009.0
67°	276.8	279.2	304.2	452.4	593.2	823.3	3363.4	6068.1	6175.3	4699.8	4023.1
67.5°	278.6	281.2	305.0	431.8	592.3	756.7	3139.0	6015.9	6151.5	4729.8	3960.5
70°	268.7	276.8	349.3	431.5	563.1	628.9	1879.9	5212.4	5353.4	4394.8	3360.6
72.5°	95.2	95.7	150.9	349.3	612.4	635.6	943.9	3821.2	3925.6	3361.8	2422.9
75°	56.6	48.1	50.2	99.4	585.2	617.2	544.6	2441.8	2480.7	1926.4	1226.9
77.5°	38.9	34.0	35.0	43.9	222.9	608.6	432.7	1273.3	1231.7	675.6	261.2
80°	22.3	19.7	20.9	38.4	81.0	567.9	408.0	516.3	440.2	114.5	72.3
82.5°	11.8	9.9	12.0	31.6	56.6	353.9	408.8	249.5	197.7	38.6	49.1
85°	4.2	3.5	5.7	21.6	37.6	108.5	379.1	209.8	164.7	18.9	37.4
87.5°	0.8	0.8	2.3	9.0	15.2	33.1	224.1	124.5	83.5	11.3	25.6
90°	0.0	0.0	0.0	0.0	0.0	0.0	0.0	0.0	0.0	0.0	0.0



REPORT NUMBER: P268992

CATALOG NUMBER: GLEON-AF-01-LED-E1-SL2-7027-HSS

CANDELA DISTRIBUTION (continued):

	90°	95°	105°	115°	125°	135°	145°	155°	165°	175°	180°
0°	988.9	988.9	988.9	988.9	988.9	988.9	988.9	988.9	988.9	988.9	988.9
2.5°	985.8	974.7	959.4	940.9	918.8	899.6	885.1	870.2	867.0	861.8	861.0
5°	979.3	960.0	922.3	879.1	833.1	791.4	757.7	727.6	714.3	702.8	701.5
7.5°	969.6	940.5	876.4	806.9	735.1	669.5	614.1	574.9	538.9	521.6	519.0
10°	958.4	916.8	825.0	728.4	629.1	536.7	454.4	385.4	343.4	318.5	315.5
12.5°	947.9	893.5	772.5	647.0	515.0	391.5	285.7	219.7	175.8	158.0	155.9
15°	943.0	874.7	723.2	564.0	395.8	249.3	156.1	120.8	106.4	102.2	102.0
17.5°	942.4	858.7	675.0	477.9	277.2	144.8	101.8	92.9	90.0	88.9	88.9
20°	942.1	843.6	626.9	388.6	176.1	96.5	84.7	82.6	80.6	79.2	79.2
22.5°	945.0	829.9	576.7	297.7	110.9	78.2	74.6	72.5	69.9	68.0	67.7
25°	947.9	819.4	525.5	211.9	80.3	68.0	64.4	61.4	57.9	55.4	55.2
27.5°	948.4	806.4	470.5	141.8	67.3	59.4	54.6	50.2	46.1	43.7	43.4
30°	940.5	784.4	409.5	95.7	59.4	51.6	45.3	40.6	36.7	34.8	34.8
32.5°	925.2	757.2	342.7	72.3	52.8	44.1	37.4	33.0	30.4	29.6	29.3
35°	911.3	727.9	273.9	61.3	47.3	37.4	30.6	27.7	26.1	26.0	25.6
37.5°	903.2	704.5	209.2	55.4	42.1	31.4	26.0	23.9	23.0	22.5	22.7
40°	909.4	684.8	154.6	50.8	36.9	26.1	22.0	20.9	20.1	19.9	19.9
42.5°	936.9	681.4	114.9	46.5	31.9	21.6	19.1	18.3	17.7	17.5	17.7
45°	1009.2	702.4	89.2	42.6	26.9	18.3	16.2	16.0	15.7	15.7	15.7
47.5°	1117.8	745.5	74.3	38.2	22.5	15.7	14.2	13.8	13.7	13.8	13.8
50°	1301.6	824.5	66.5	33.7	18.5	13.4	12.0	12.0	12.0	12.0	12.2
52.5°	1581.1	979.8	61.3	29.3	15.2	11.3	10.2	10.2	10.5	10.5	10.7
55°	1892.6	1185.9	56.6	24.9	12.8	9.4	8.4	8.7	9.0	9.2	9.2
57.5°	2230.6	1414.3	52.6	20.4	11.0	7.5	7.0	7.4	7.5	8.2	8.2
60°	2638.4	1661.4	46.8	16.0	9.2	6.0	5.5	6.0	6.7	7.4	7.5
62.5°	3086.1	1900.5	39.4	12.5	7.5	4.8	4.4	5.5	6.6	7.0	7.4
65°	3392.2	1975.6	30.4	10.2	5.7	3.5	3.7	5.0	6.3	7.0	7.0
67°	3268.3	1791.2	24.9	8.7	4.8	2.6	3.5	5.0	6.3	6.7	7.0
67.5°	3182.2	1718.9	23.9	8.4	4.4	2.6	3.5	5.0	6.3	7.0	7.0
70°	2589.3	1291.4	19.9	6.3	3.7	2.3	2.9	4.8	6.0	6.7	6.7
72.5°	1799.0	796.2	17.7	4.4	3.1	2.1	2.6	4.4	5.7	6.6	6.7
75°	855.4	288.3	15.2	3.5	2.9	1.8	2.3	4.4	5.7	6.6	6.6
77.5°	174.5	67.0	12.2	2.9	2.3	1.8	2.1	4.2	5.5	6.3	6.3
80°	57.3	26.0	9.2	2.6	2.3	1.8	2.1	4.0	5.5	6.0	6.3
82.5°	41.3	13.0	6.0	2.6	2.3	1.8	1.8	4.0	5.2	6.0	6.0
85°	31.6	9.2	4.0	2.6	2.3	1.8	1.8	3.7	5.0	5.7	5.7
87.5°	20.9	3.7	3.1	2.6	2.3	1.8	1.8	3.7	4.8	5.5	5.7
90°	0.0	0.0	0.0	0.0	0.0	0.0	0.0	0.0	0.0	0.0	0.0

(END OF REPORT)